


Product Specifications

DB499-K

Yagi Antenna, 890–960 MHz, 60° horizontal beamwidth, fixed electrical tilt



- Rugged, durable design
- Enclosed driven element protects against icing, water penetration, and corrosion
- Unique mounts allow vertical or horizontal polarization

CHARACTERISTICS

General Specifications

Antenna Type	Yagi
Includes	V-bolts
Operating Frequency Band	890 – 960 MHz

Electrical Specifications

Frequency Band, MHz	890–960
Beamwidth, Horizontal, degrees	60
Gain, dBd	10.0
Gain, dBi	12.1
Beamwidth, Vertical, degrees	30.0
Beam Tilt, degrees	0
Front-to-Back Ratio at 180°, dB	15
VSWR Return Loss, db	1.5:1 14.0
Input Power, maximum, watts	150
Polarization	Vertical
Impedance, ohms	50
Lightning Protection	dc Ground

www.commscope.com/andrew

©2010 CommScope, Inc. All rights reserved.

All trademarks identified by ® or ™ are registered trademarks or trademarks, respectively, of CommScope. All specifications are subject to change. See www.commscope.com/andrew for the most current information.

Product Specifications

DB499-K



Mechanical Specifications

Color	Silver
Connector Interface	N Female
Connector Location	Bottom
Connector Quantity	1
Wind Loading, maximum	53.4 N @ 100 mph 12.0 lbf @ 100 mph
Wind Speed, maximum	201.2 km/h 125.0 mph

Dimensions

Depth	25.4 mm 1.0 in
Length	762.0 mm 30.0 in
Width	137.2 mm 5.4 in
Net Weight	2.3 kg 5.0 lb

Regulatory Compliance/Certifications

Agency

RoHS 2002/95/EC
China RoHS SJ/T 11364-2006

Classification

Compliant by Exemption
Above Maximum Concentration Value (MCV)



INCLUDED PRODUCTS



11653

V-Bolt Mounting Kit for 3 in (76.2 mm) max OD round members

www.commscope.com/andrew

©2010 CommScope, Inc. All rights reserved.

All trademarks identified by ® or ™ are registered trademarks or trademarks, respectively, of CommScope. All specifications are subject to change. See www.commscope.com/andrew for the most current information.

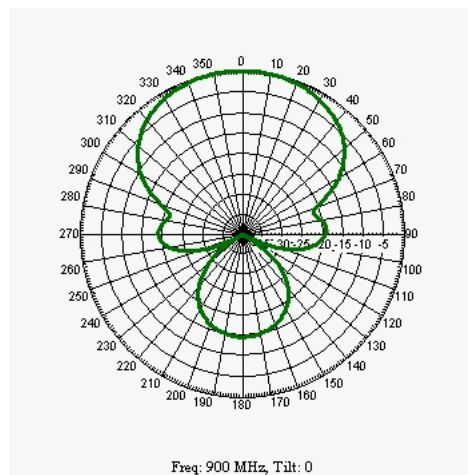
page 2 of 3
7/29/2010

Product Specifications

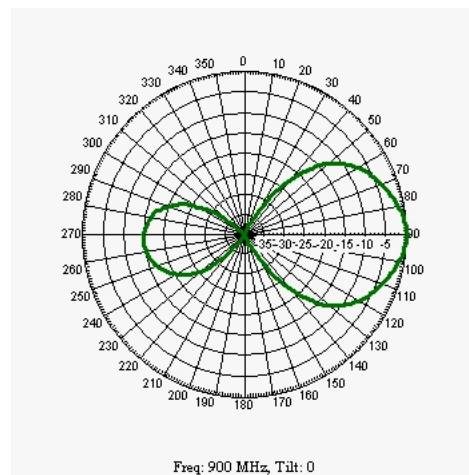
DB499-K



Horizontal Pattern



Vertical Pattern



www.commscope.com/andrew

©2010 CommScope, Inc. All rights reserved.

All trademarks identified by ® or ™ are registered trademarks or trademarks, respectively, of CommScope. All specifications are subject to change. See www.commscope.com/andrew for the most current information.

page 3 of 3
7/29/2010